

What is it?

How does it work?

Why should I care?

A Tarot.com Educational Guide

The Birth Chart Wheel

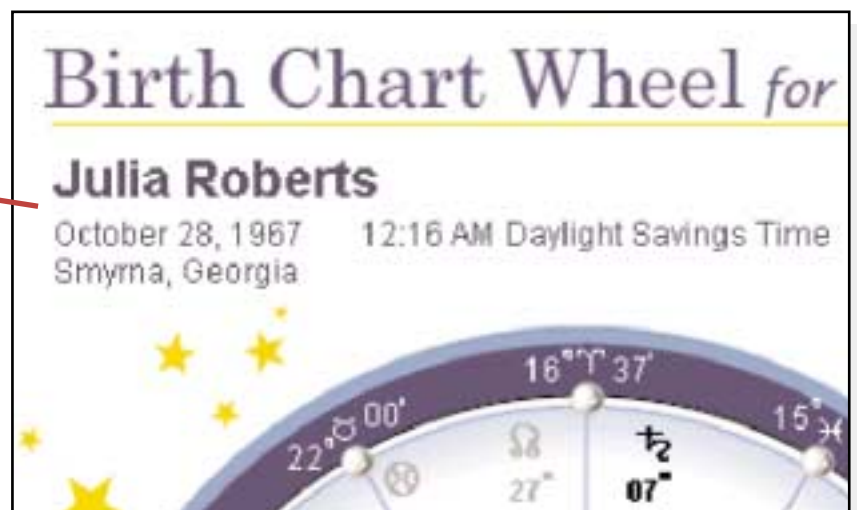
The birth chart wheel provides astrologers with a snapshot of the heavens at the moment you were born. It is a visual representation of planets and their positions at the time of your birth from the location of your birth. The chart wheel is a critical starting point used by astrologers to interpret an astrological profile.

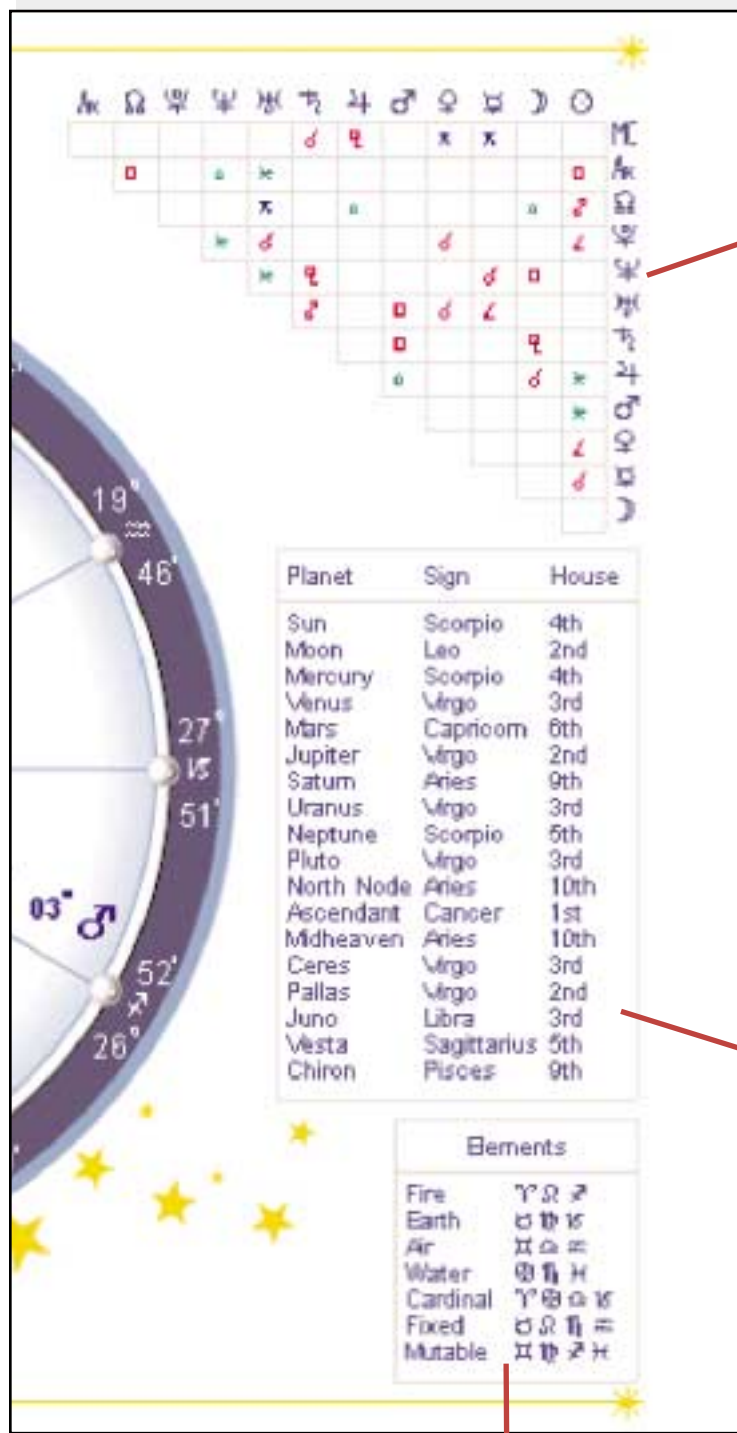
Chart wheels contain a myriad of information, including symbols representing the planets, planetary house positions, degrees between one planet to the next, and the interrelationship of the sun, moon and planets to the next via angles or aspects.

The following guide is provided to help you better understand the basic elements of your chart wheel.

Custom Birth Data

This is the birth information you provided as the basis for your Astrology Chart & Report. The more complete it is, including the exact time of birth, the more accurate your report will be.





Aspect Table

This table identifies the meaningful aspects, or angles, between the different planets and sensitive points in your Birth Chart. (These aspects also are depicted as lines in the center of the chart wheel.) If two planets are “aspected” to each other, you will see a symbol in the box where they intersect in this table. The definition for each of these symbols can be found in the legend at the bottom of the chart.

The significance of aspected planets is that their energies interact in some way. Just as two people in a couple create more than the sum of their parts, aspected planets contribute dynamically to a chart. Some aspects harmonize and some pose challenges, but in all cases, they have an impact and play a key role in chart interpretation.

Planet Summary

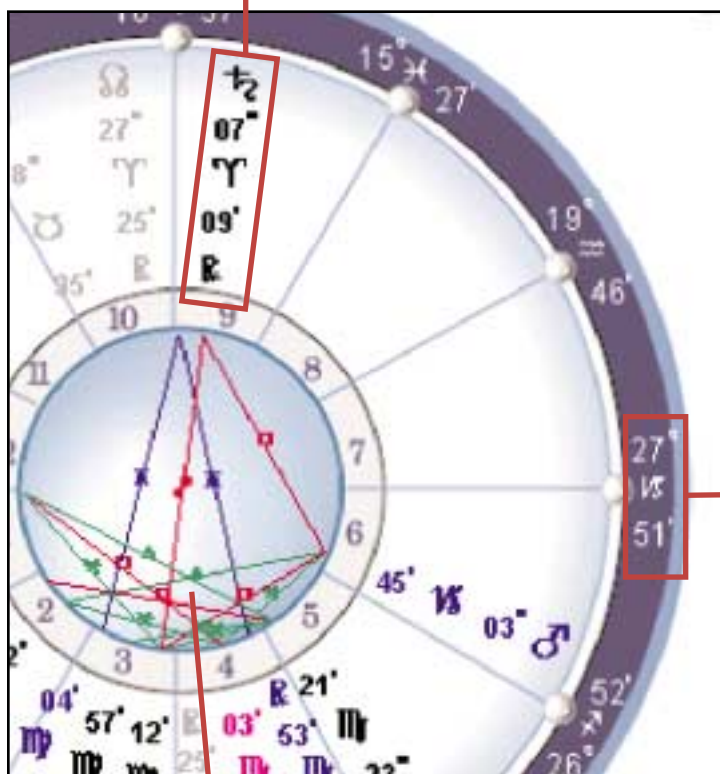
This is a list of the sign and house locations for all the planets and asteroids that are depicted by symbols in your Birth Chart, as well as for the Ascendant and Midheaven. The sign and the house are both very important in the interpretation of your chart.

Elements Table

The signs of the zodiac are divided in astrology into groups of four elements (Fire, Earth, Air and Water) and three qualities (Cardinal, Fixed and Mutable). This table shows which category and quality applies to each of the twelve signs. (The symbols for the signs are defined in the legend at the bottom of the chart.)

Planet Location & Direction

A lot of important information is captured here. The outermost symbol indicates the planet itself. Next in line, the location of the planet is indicated by exact degree and minute (a fraction of a degree) separated by the sign symbol. Finally, if the planet was moving backward, or retrograde, at the moment of birth, you will see a symbol that looks like an "R" with a small "x" for a foot. In this example, the string of characters reads "Saturn is at 7 degree, 9 minutes of Aries, retrograde."



House Cusp

Each of the twelve houses in the Birth Chart starts and ends at a particular point in the zodiac, and this varies completely depending upon birthplace and time. The symbols you see here indicate the starting point or "cusp" of the house in degree and minutes of the sign listed. For example, here we see that the seventh house cusp in this Birth Chart is 27 degrees, 51 minutes of Capricorn. Incidentally, what we refer to as the Ascendant is synonymous with the first house cusp, and the Midheaven is the same as the tenth house cusp.

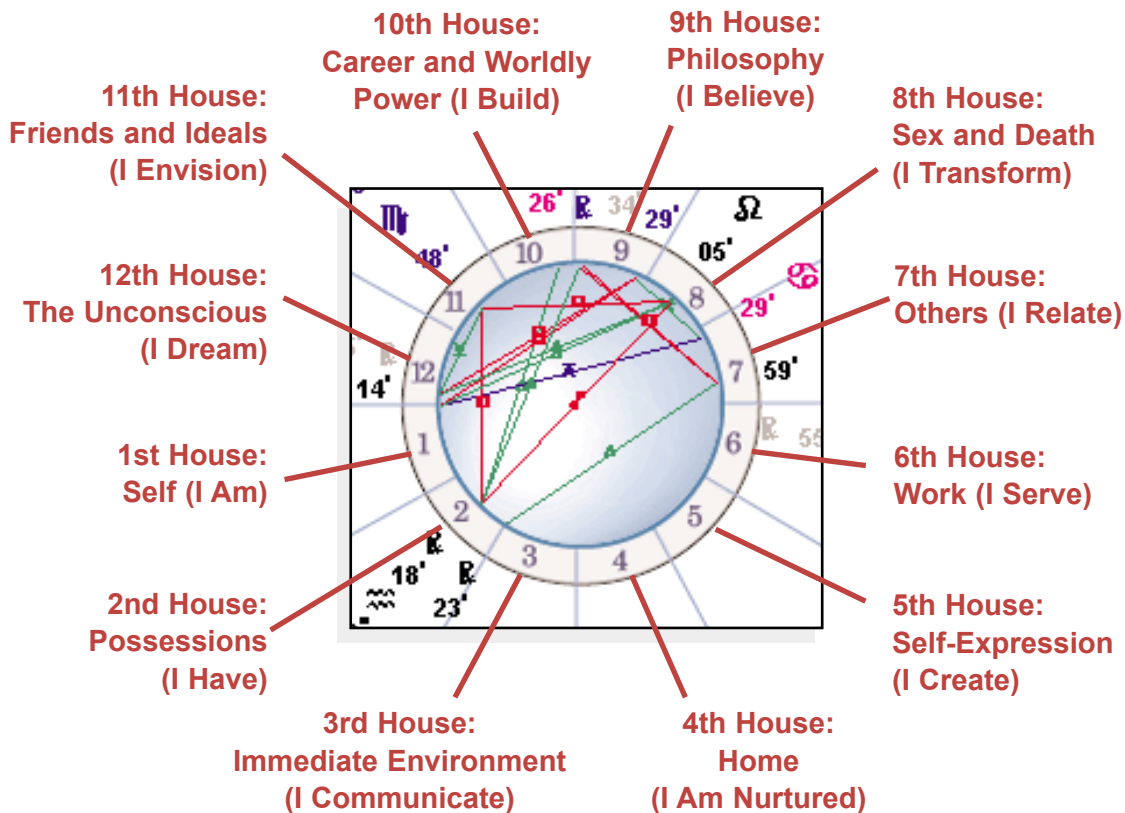
Aspect Lines

These lines depict the meaningful aspects, or angles, between the different planets and sensitive points in your Birth Chart, and the symbols appearing on the line tell you whether the aspect is an opposition, a square, a trine, etc. This information is also listed in the Aspect Table to the right of the chart wheel. The definition for each of the symbols can be found in the legend at the bottom of the chart.

The significance of aspected planets is that their energies interact in some way. And just like two people in a couple create more than the sum of their parts, aspected planets contribute dynamically to a chart. Some aspects harmonize and some pose challenges, but in all cases, they have an impact and play a key role in chart interpretation.

The Twelve Houses

Your birth chart is divided into twelve "houses," which govern specific areas of your life. The Birth Chart makes it easy to see which house or realm each planet was located in at the time of birth. One of many valid ways to understand the houses is to think of them as an evolutionary path, from the emergence of the Self into consciousness in the first house up to the collective cosmic consciousness and realm of dreams represented by the twelfth. Common keywords for the houses are:



In conclusion ...

Astrology is a complex subject so don't worry if it seems like there is a lot to learn. If you received this Guide as a result of purchasing an astrological report, you can trust that your Birth Chart and Report are accurate, based on the birth information you provided. We hope the Guide has helped you understand your report a little bit better. If you have not yet purchased one of Tarot.com's premium astrology reports, we hope this Guide helps you see how engaging astrology can be!

For more information visit:
astrology.tarot.com